



ಬೃಹತ್ ಬೆಂಗಳೂರು ಮಹಾನಗರ ಪಾಲಿಕೆ
Bruhat Bengaluru Mahanagara Palike









BBMP COVID-19 WAR ROOM 09.07.2023

BBMP / COVID-19 WAR ROOM / BULLETIN – 1203/ 09.07.2023 / #BBMPfightsCOVID19



OVERVIEW OF COVID-19 IN BENGALURU

 <h2>CASE TRENDS</h2> <p>ACTIVE CASES 10</p> <table border="0"> <tr> <td><u>Confirmed Cases</u></td> <td><u>Recovered Cases</u></td> <td><u>Death Cases</u></td> </tr> <tr> <td>1 18,86,885[#]</td> <td>2 18,69,874[#]</td> <td>0 17,001[#]</td> </tr> </table>	<u>Confirmed Cases</u>	<u>Recovered Cases</u>	<u>Death Cases</u>	1 18,86,885 [#]	2 18,69,874 [#]	0 17,001 [#]	 <h2>HOSPITALIZATION</h2> <p>0</p> <table border="0"> <tr> <td><u>ICU – V</u></td> <td><u>ICU</u></td> <td><u>HDU</u></td> <td><u>General</u></td> </tr> <tr> <td>-</td> <td>-</td> <td>-</td> <td>-</td> </tr> </table> <p>INCLUDES GOVT. QUOTA AND PRIVATE WALK-IN HOSPITALIZATION</p>		<u>ICU – V</u>	<u>ICU</u>	<u>HDU</u>	<u>General</u>	-	-	-	-
<u>Confirmed Cases</u>	<u>Recovered Cases</u>	<u>Death Cases</u>														
1 18,86,885 [#]	2 18,69,874 [#]	0 17,001 [#]														
<u>ICU – V</u>	<u>ICU</u>	<u>HDU</u>	<u>General</u>													
-	-	-	-													
 <h2>VACCINATION</h2> <p>10 2,07,01,194[#]</p> <table border="0"> <tr> <td><u>First Dose</u></td> <td><u>Second Dose</u></td> <td><u>Precaution Dose</u></td> </tr> <tr> <td>3 96,89,974[#]</td> <td>3 95,11,754[#]</td> <td>4 14,99,466[#]</td> </tr> </table>	<u>First Dose</u>	<u>Second Dose</u>	<u>Precaution Dose</u>	3 96,89,974 [#]	3 95,11,754 [#]	4 14,99,466 [#]	 <h2>TRIAGING</h2> <p><u>MTU</u></p> <p>0</p> <p><u>Tele Triage</u></p> <p>0</p>	 <h2>ACTIVE CZs</h2> <p>0</p> <p><u>MCZs (< 5 cases)</u></p> <p>0</p> <p><u>Clusters (> 5 cases)</u></p> <p>0</p>								
<u>First Dose</u>	<u>Second Dose</u>	<u>Precaution Dose</u>														
3 96,89,974 [#]	3 95,11,754 [#]	4 14,99,466 [#]														
 <h2>TESTING</h2> <p>238 3,24,51,050[#]</p> <table border="0"> <tr> <td><u>RAT</u></td> <td><u>RTPCR</u></td> </tr> <tr> <td>54</td> <td>184</td> </tr> </table> <p><u>Positivity :0.44%</u> <small>*FOR LAST 7 DAYS</small></p>			<u>RAT</u>	<u>RTPCR</u>	54	184										
<u>RAT</u>	<u>RTPCR</u>															
54	184															

: indicates cumulative numbers till date



ABSTRACT OF COVID-19 SCENARIO IN BENGALURU



	MALE			FEMALE			TRANSGENDER			TOTAL		
	Last 24 Hours	Last 7 Days	Cumulative	Last 24 Hours	Last 7 Days	Cumulative	Last 24 Hours	Last 7 Days	Cumulative	Last 24 Hours	Last 7 Days	Cumulative
Positive Cases	0	6	11,12,007	1	7	7,74,682	0	0	196	1	13	18,86,885
Recovered Cases	2	5	10,99,661	0	8	7,69,083	0	0	187	2	13	18,69,874
Death Cases	0	0	10,770	0	0	6,227	0	0	4	0	0	17,001
Total Tests Done	In Last 24 hrs. : 238			In last 7 days : 2,934			Cumulative : 3,24,51,050					
Vaccine Doses Administered	In Last 24 hrs. : 10			In last 7 days : 34			Cumulative : 2,07,01,194					
ACTIVE CASES									10			

*Covid deaths occurred today : 00 | Covid deaths occurred beyond last 24hrs., reported today : 00

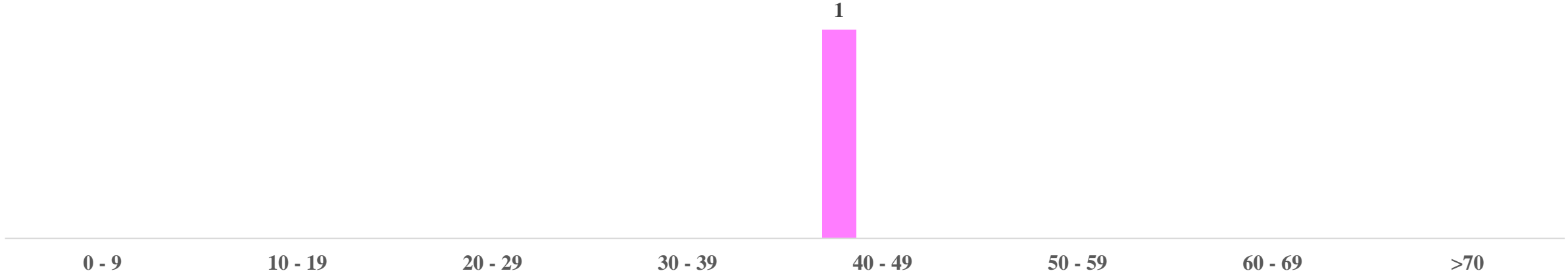


LAST 24 HOURS AGE GROUP AND GENDER WISE DISTRIBUTION

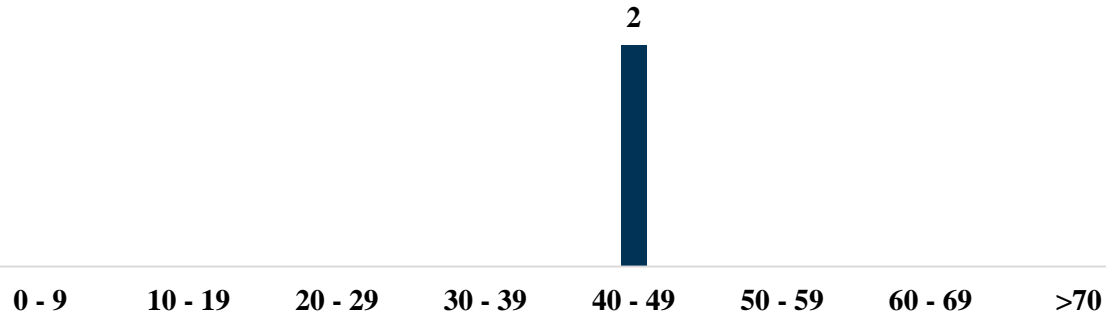


Positive Cases : 1

Female Male Transgender



Recovered Cases : 2



Death Cases : 0

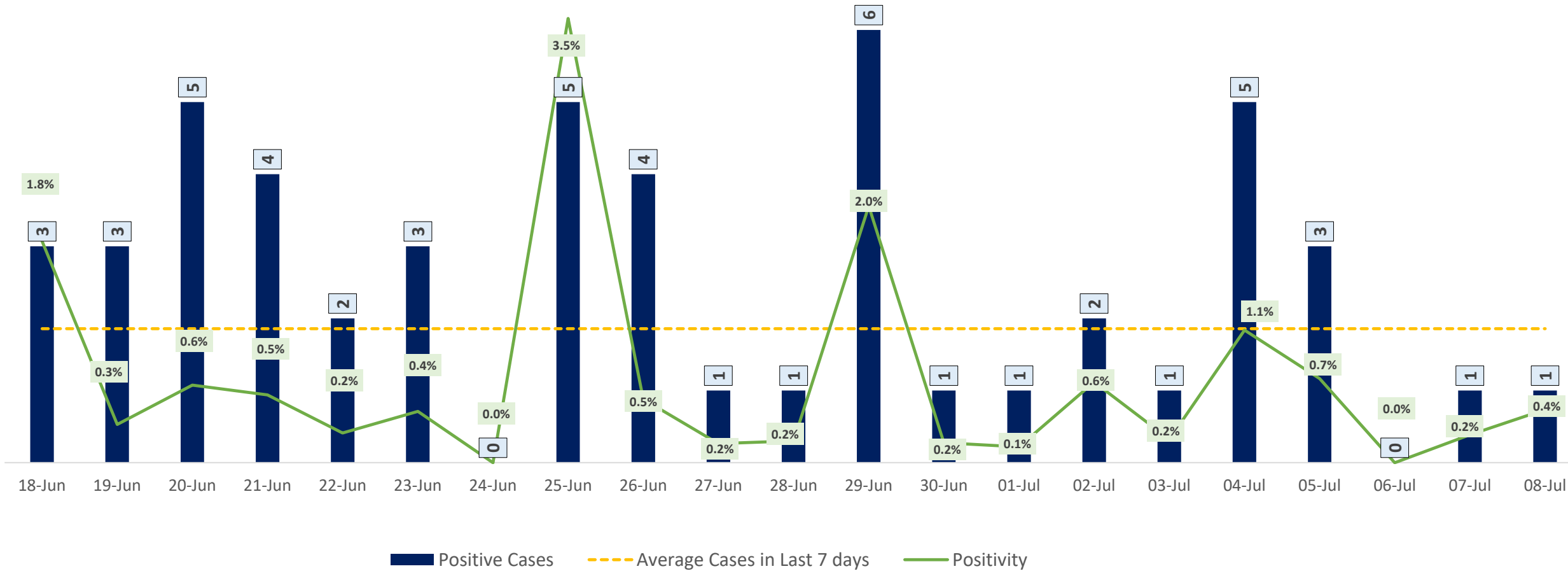




POSITIVITY RATE OF BENGALURU – LAST 21 DAYS



Average Cases in Last 7 days : 2

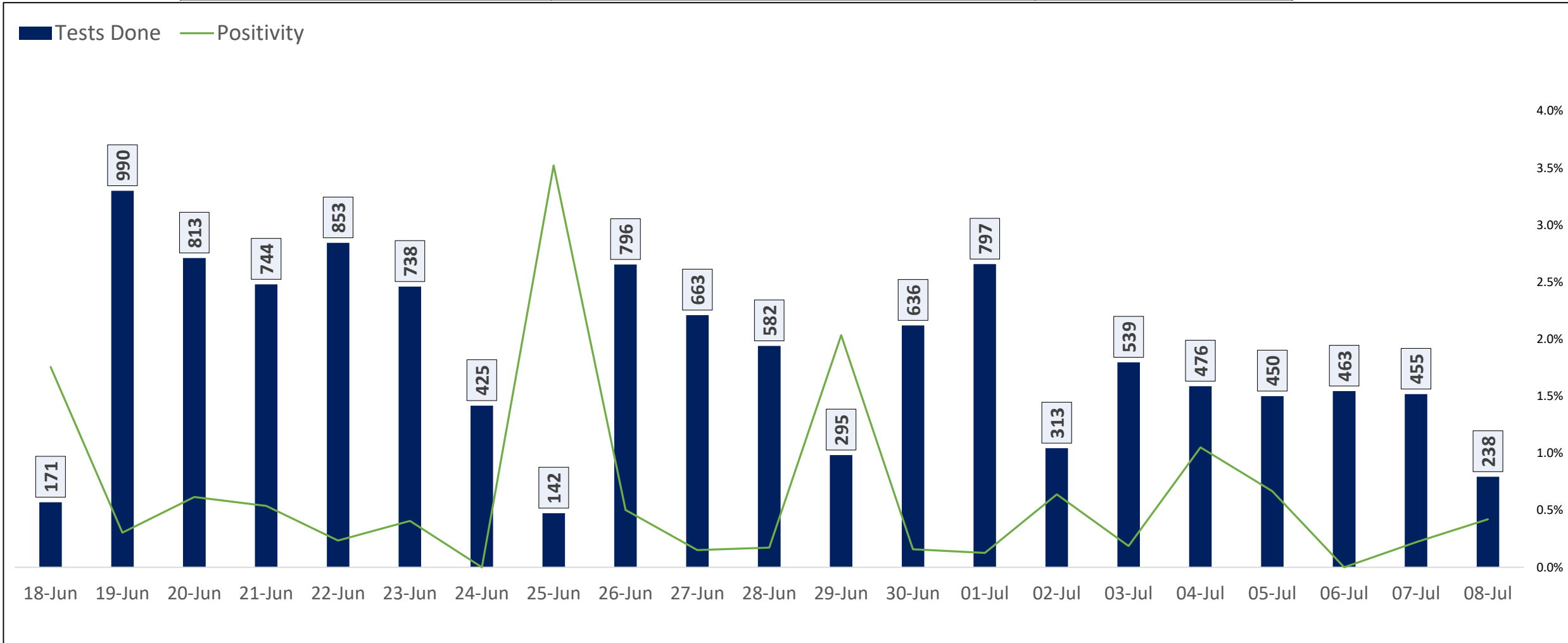




TESTING TRENDS IN BENGALURU

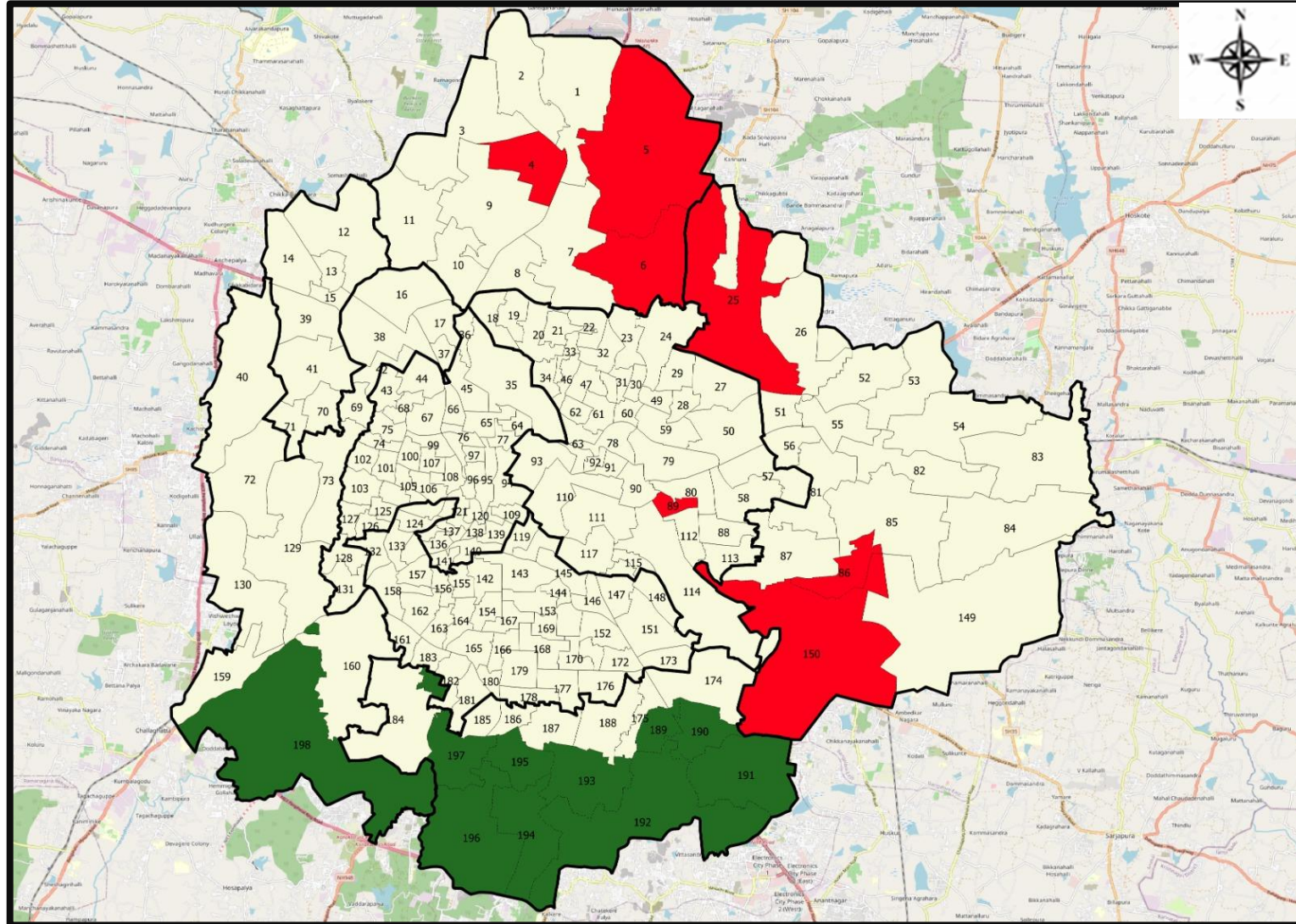


Total Test Conducted Till Date	Test Conducted Last 24 hours	Last 7 Days Average
3,24,51,050	238	419





BENGALURU URBAN MAP SHOWING TREND OF POSITIVE CASES IN LAST 7 DAYS



Top 7 wards reporting highest number of positive cases in last 10 days

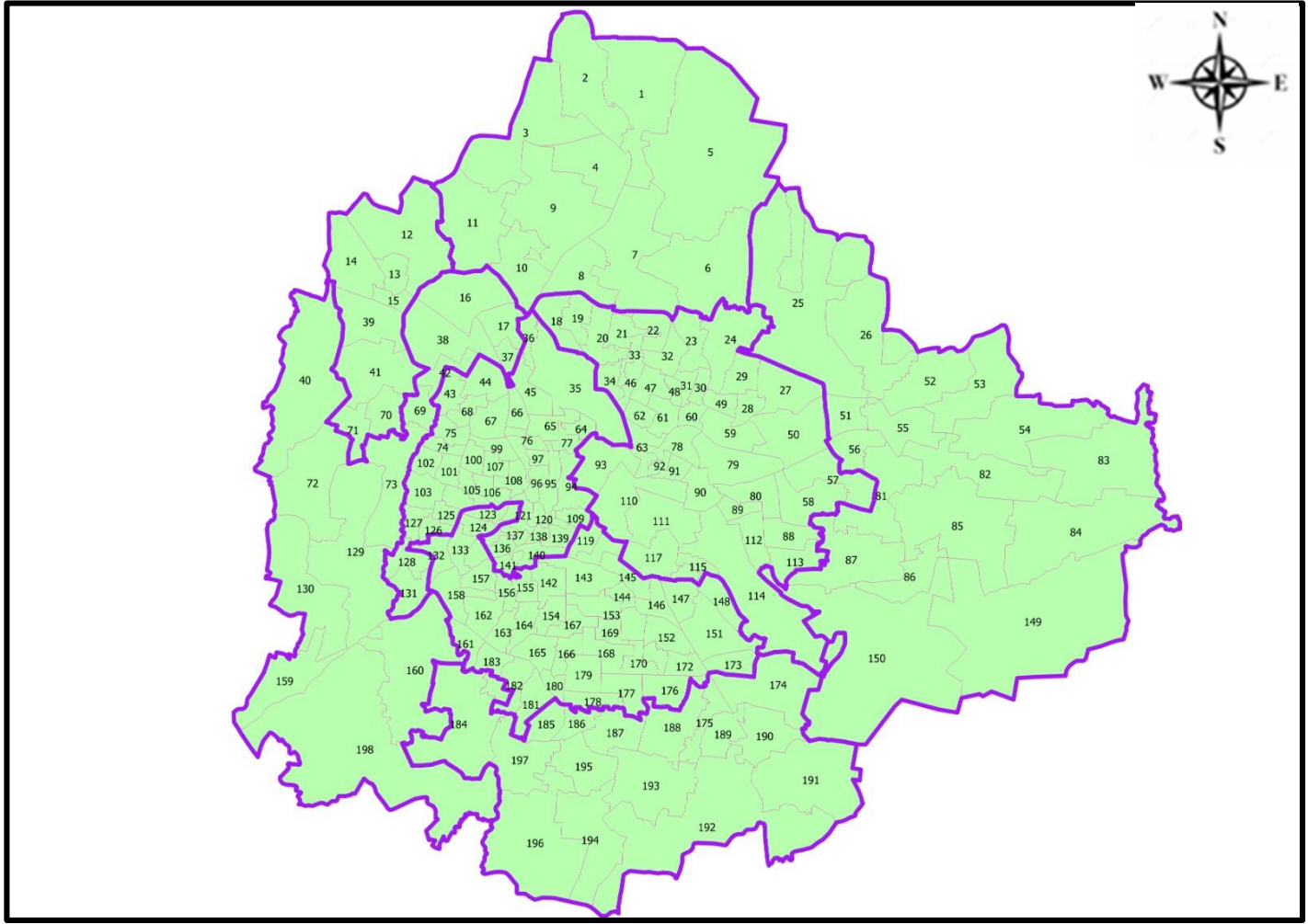
Ward No.	Ward Name	Daily Cases Average
6	Thanisandra	1
25	Horamavu	1
86	Marattahalli	1
89	Jogapalya	1
150	Bellanduru	1
4	Yelahanka Satellite Town	1
5	Jakkuru	1







Top 10 wards reporting least number of positive cases in last 7 days

Ward No.	Ward Name	Daily Cases Average
198	Hemmigepura	0
197	Vasanthpura	0
196	Anjanapura	0
195	Konanakunte	0
194	Gottigere	0
193	Arakere	0
192	Begur	0
191	Singasandra	0
190	Mangammanapalya	0
189	Hongasandra	0



BENGALURU MAP SHOWING INTENSITY OF POSITIVE CASES IN LAST 7 DAYS



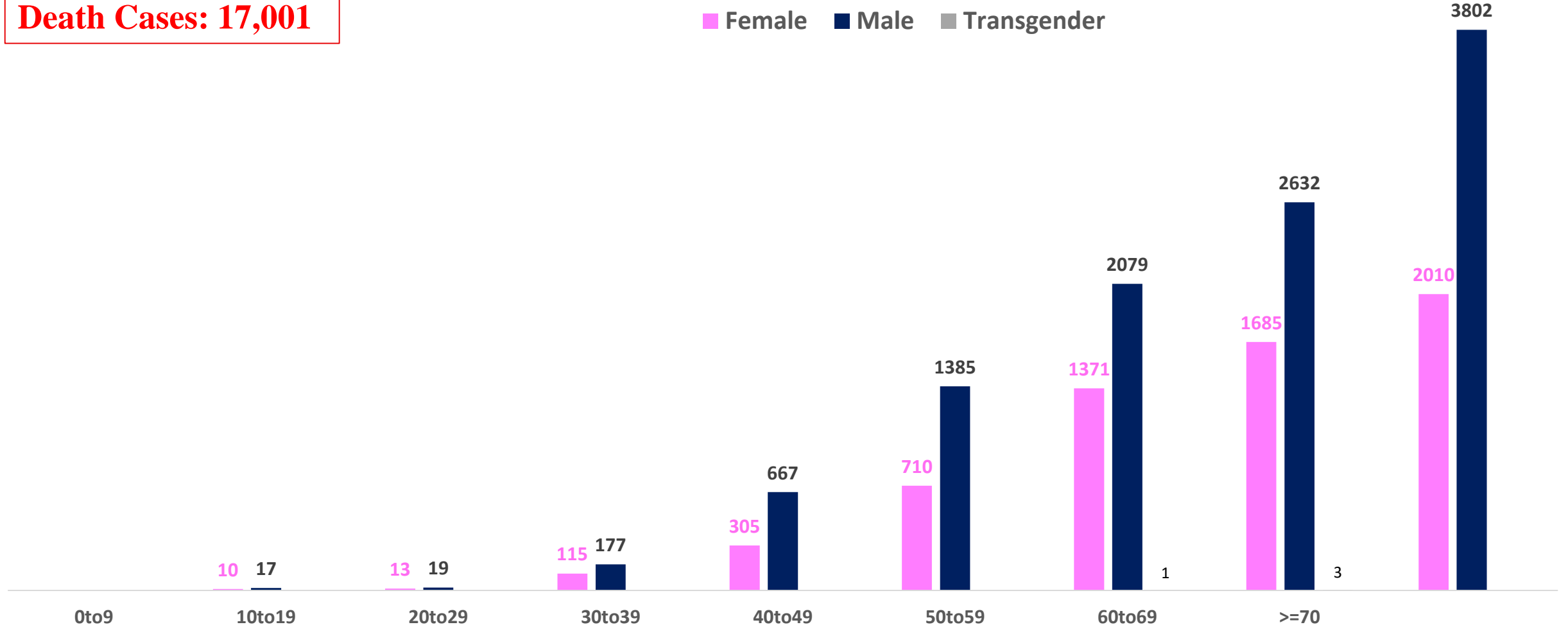
-  **Level 1 : 0 to 1 Cases**
-  **Level 2 : 1 to 3 Cases**
-  **Level 3 : 3 to 5 Cases**
-  **Level 4 : 5 to 10 Cases**
-  **Level 5 : More than 10 Cases**
-  **Zone Boundaries**



AGE AND GENDER WISE DISTRIBUTION OF DEATH CASES



Death Cases: 17,001





SNAPSHOT OF COVID-19 CASES IN BENGALURU URBAN



**Total Wards With
< = 1 Cases* :
193**

**Tests Conducted
on 08.07.2023:
238**

**Recovery
Rate*:
99.10%**

**Total
Active Cases :
10**

**Total Vaccinated
on 08.07.2023:
10**

**Positivity
Rate* :
0.44%**

**Active
Rate*:
0.00%**

**Case
Fatality Rate* :
0.00%**





*Total positive cases In the past 7 days

*CFR and positivity is for Past 7 days



ಬೃಹತ್ ಬೆಂಗಳೂರು ಮಹಾನಗರ ಪಾಲಿಕೆ
Bruhat Bengaluru Mahanagara Palike



Download BBMP Bulletin	https://apps.bbmpgov.in/covid19/mediabulletin.php
To register for vaccination :	https://selfregistration.cowin.gov.in/
BBMP COVID19 Dashboard:	https://apps.bbmpgov.in/covid19/
Follow us on:	 www.facebook.com/bbmp.comm1/
	 twitter.com/BBMPCOMM
	  BBMPSplHealth

Issued by:

Honorable Chief Commissioner, BBMP
Special Commissioner Health, BBMP
MD, Bengaluru Smart City Limited

THANK YOU !

ಬೃಹತ್ ಬೆಂಗಳೂರು ಮಹಾನಗರ ಪಾಲಿಕೆ
Bruhat Bengaluru Mahanagara Palike

**ನಾಯಿ ಕಚ್ಚಿದಾಗ ತಕ್ಷಣ ಅನುಸರಿಸಬೇಕಾದ
ಪ್ರಥಮ ಚಿಕಿತ್ಸೆ ವಿಧಾನಗಳು**

 ನಾಯಿ ಕಚ್ಚಿದ ಗಾಯವನ್ನು ಹರಿಯುವ ನೀರಿನಿಂದ ಸಾಬೂನನ್ನು ಉಪಯೋಗಿಸಿ 15 ನಿಮಿಷಗಳು ತೊಳೆಯಿರಿ

 ಕಚ್ಚಿದ ಗಾಯಕ್ಕೆ Dettol ಅಥವಾ ಇನ್ನಿತರೆ anti-septic ದ್ರವವನ್ನು ಹಚ್ಚಿ

 ಆಂಟಿ ರೇಬೀಸ್ ಲಸಿಕೆಗಾಗಿ ಹಾಗೂ ಸೂಕ್ತ ಚಿಕಿತ್ಸೆ ಗಾಗಿ ಹತ್ತಿರದ ವೈದ್ಯರನ್ನು ಅಥವಾ ಬಿಬಿಎಂಪಿ ಅಸ್ಪತ್ರೆಯನ್ನು ಸಂಪರ್ಕಿಸಿ

  @BBMPSplHealth **BBMP RABIES HELPLINE: 6364893322**

